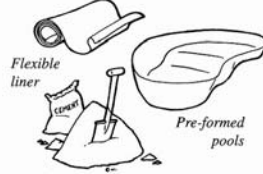


SETTING UP YOUR POND

Pond styles vary from Formal to Wildlife and everything in between. THE CHOICE IS YOURS!



Ponds can be constructed of a variety of materials



Ask for advice on estimating your requirements and installation techniques

Choose the site carefully

AVOID



Ensure that it is deep enough to avoid the extremes of temperature



But make sure it's within a convenient distance of mains services

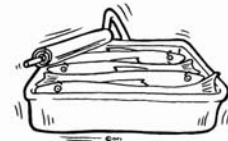


WATER QUALITY



Your pond may need a filter. It is best to incorporate this into your initial plan. Ask for advice as to how this can be best achieved. Water quality can be easily monitored using test kits

Make sure that you don't stock fish which are too big for your pond.




And don't stock too many. The bigger the pond, the better!



Stocking with plants so that up to two thirds of the surface is covered can enhance your pond and help combat green water.

A southerly aspect will help the stocked plants grow.



U.V. filtration and chemicals can also be used



Feed your fish only as much at one time as they can eat in a couple of minutes



Avoid feeding in very cold or very hot conditions

SAFETY



Young children should always be supervised when near open water of any kind



Always use a circuit breaker or remove plugs

**THE GOLDEN RULE OF STOCKING:
IF IN DOUBT DON'T INTRODUCE MORE FISH
ASK FOR ADVICE!!**

**REMEMBER FISH ARE LIVING ANIMALS!!!
TREAT THEM WITH CARE AND THEY WILL
REPAY YOU WITH YEARS OF ENJOYMENT!!!**



ORNAMENTAL AQUATIC TRADE ASSOCIATION LTD
"The voice of the ornamental fish industry"
Wessex House, 40 Station Road, Westbury, Wiltshire, BA13 3JN, UK
Telephone: +44(0)18700 434013 Fax: +44(0)1373 301236
info@ornamentalfish.org www.ornamentalfish.org www.aquaticsworldwide.org



Ensure adequate aeration particularly but not only in hot conditions